

WELCOME TO RANGEFINDR.CA!

This document will get you started using rangefindr.ca to research sentencing ranges.

When you first sign in, you will see the **Query** page. Here you can select “tags” to describe the kind of judgments you’re looking for. (“Tags” are descriptors about the accused, the offence, or some other aspect of a judgment.)



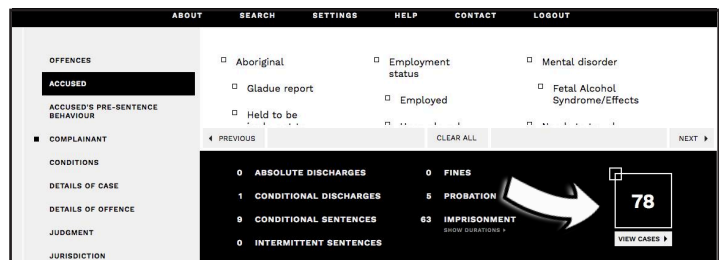
Click the categories on the left to see different lists of tags. For example, clicking “Accused” will show you tags about the accused person.



One type of tag is the **offence** that the judgment is about. To select an offence, first click on Offences on the left, then click on the Act, then select the offence from the list that appears. Offences that are searched most often are displayed in bold.



As you select other tags, this box changes in real-time to display the **total number of judgments** that match **all** of your selected tags.



Note: The box will display a message if there are more than 500 judgments that match your tags; select more tags to narrow the search. If you don't see a number in the box, you've selected a set of tags that don't match any reported judgments. You can de-select some tags or start over by clicking “Clear All”.

RANGEFINDR

This black bar displays the **results** of the judgments that match **all** the tags you've selected.

Note: The black bar may appear at the bottom or at the right of your screen, depending on your monitor.


Click “show durations” to see a breakdown of the terms of imprisonment imposed in the judgments that match your selected tags.

Click “**Clear All**” at any time to start over.

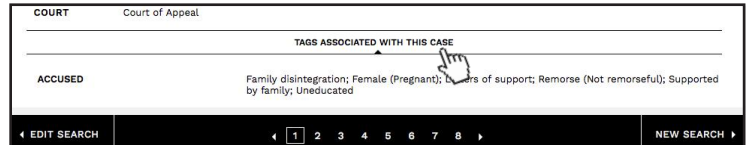
When you're ready to see the judgments that match your tags, click on **View Cases**.

This takes you to the **Results page**.

Navigate through pages of results by clicking the page numbers at the bottom of the screen.



Click **Tags Associated with this Case** to expand a summary of a judgment.



Click on the bar above the results to **sort** the list by recency, severity of punishment, judge, or level of court.



Click **Download this Case** to see where you can read the judgment (usually CanLII).



Print or Save your results by clicking here:



When you're done viewing the results, click *Edit Search* to return to the Query page with your selections intact, or click *New Search* to start from scratch.

A FEW THINGS TO TRY:

- Start by selecting an **offence** and **one or two tags** that describe what you're looking for. Then add and remove tags to see how they affect the range of sentence displayed in the black bar.
- Select an **offence** and then the tag **Details of case: Sentence increased on appeal** to see only judgments in which an appellate court has increased a sentence imposed at trial. (There are also tags for judgments in which an appellate court decreased or upheld a sentence.)
- You don't need to select an offence to search. For example, selecting **your province/territory** from the Jurisdiction category and then selecting **Details of case: Guilty plea: Late** will find judgments from your jurisdiction in which the court discussed the effect of a late guilty plea for a variety of offences.
- Try selecting an offence and then **Judgment: Discusses range** to find judgments that directly state the sentencing range. You can try the same thing with **Judgment: Discusses prevalence of offence**.
- For judgments dealing with specific types of repeat offenders, try the category **Record** and the tag **History of offences against romantic partners**, **History of drinking and driving offences**, or **History of disobeying court orders**.

These are just examples. Explore different combinations of tags to find the judgments most useful to you.